

Antser Insight

Enabling local athorities to see into the future

WWW.ANTSER.COM





The difference between good and great is in the details


We believe the detail is in the data, but with increasing volumes of data across systems, departments, agencies and geographies, making use of data can prove arduous, costly and restrictive.

Our core values at **Antser** revolve around **providing better outcomes for children, families and communities** which is why we've created Antser Insight for Local Authorities.

Antser Insight simplifies the bigger picture, enabling your Local Authority to understand the present and future of your organisation and plan for the unpredictable, ahead of time.

What is Insight

Insight is an enriched data source with BI tooling that provides a window into the strategic questions and challenges facing the children's social care sector.



With Insight, you will be able to:

- View complex data in digestible dashboard illustrations, with the ability to drill down into the detail
- Compare and benchmark against neighbours and national averages
- Set alerts and notifications on performance to proactively manage risk, outcomes and financial performance
- View live data on national, regional and service specific metrics
- Change parameters, such as investment or resource, to view long-term predictive outcomes

How can Insight be used?



A strategic partner for senior Local Authority professionals



Insight provides CEOs, directors and senior decision makers with a clear pathway to achieve their vision and outcomes, as well as real-time performance benchmarking against neighbouring authorities, or regional and national averages.

An operational resource that facilitates and enables accurate planning



Insight provides directors and team managers with snapshot overviews of the status quo, allowing for accurate planning and decision making across the service.

A tool that enables Local Authorities to make timely and informed decisions




By determining service-wide thresholds on key performance indicators, and establishing alerts and notifications for when these are met – positive or negative – you can make the most informed and timely decisions possible, with the evidence to support decisions to hand.

Features at a glance

By making the 'complex' simple, Antser Insight draws on a comprehensive myriad of data and digests it into formats that respond to your needs. Below are a few of the many features that come with using Antser Insight:



Features: Report builder and Reports



No need to rely on a third party to produce new or change existing reports for you



Multiple presentation options - pie, scatter, line, bar



Report drill-down function to understand root causes of peaks, troughs or trends.



Personalisation, highlighting and notation options on all charts for context and clarity of message.

Features: Dashboards

1

Group information on one page for daily monitoring, monthly reporting or one-off explorations

2

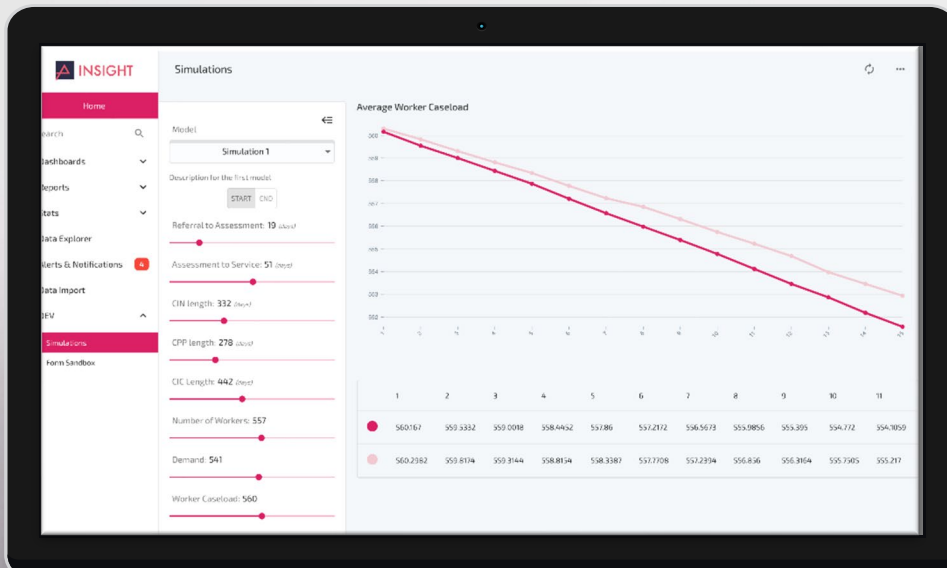
Create shared dashboards for collaborative team working, consistent reporting and stakeholder engagement

3

Download charts to pdf for inclusion in wider service reports, or to share with external stakeholders via email



Features: Predictive Analytics and Simulation Modelling



1

Using both public and private data, Insight can deliver predictive analytics alongside actual data

2

Predictive analysis is generated by data models, taking both specific data on the area in question and wide ranging contextual data to give an accurate prediction of how a certain figure, factor or function will be affected

3

Simulation modelling allows a user to easily adjust several parameters of the calculation to show how a change in one area would affect the predicted figure

Features: Public Data

1

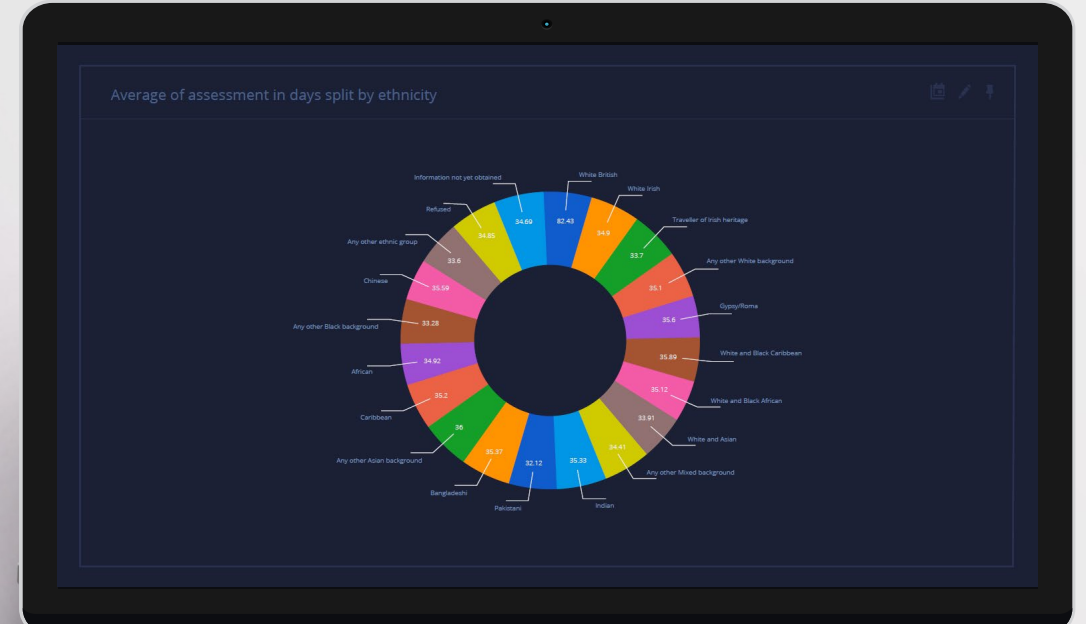
Public data will automatically update whenever there is a new version of that data set

2


Insight draws data from a wide range of public sources, for example ONS, PHE, NHS, some that are sector specific, for example Children in Care statistics, and others that are wider ranging social data such as homelessness and the deprivation index, and combined these help drive the accuracy of our data models

3

Public data is pre-loaded allowing for immediate exploration and comparison with national averages and neighbours



Features: Data Uploading



Data is key and Insight is flexible on how this is uploaded:

- Integration to a local system to pull out data directly
- Using exports from a local system (e.g. .txt, .csv files)
- Pulling data from a customer location or pushing to an Insight location
- Manual data upload via the front end



A range of data templates are provided to give an indication of what is required to power Insight.

Our Promise to You



- ✓ Instant value from the first log on
- ✓ Easy to use, enterprise grade security
- ✓ Optimise use of existing data
- ✓ Presents complex insights clearly
- ✓ Uses machine learning to aid better 'human' decisions
- ✗ Insight does not make decisions on behalf of humans
- ✗ It is not competing with feature rich MI/BI systems
- ✗ It is not a replacement operational or case management systems
- ✗ It does not require the support of in-house technical or data analysis resource

Visit us

Vicarage Court 4 Vicarage Road, Edgbaston,
Birmingham, England, B15 3ES

WWW.ANTSER.COM



INSIGHT

